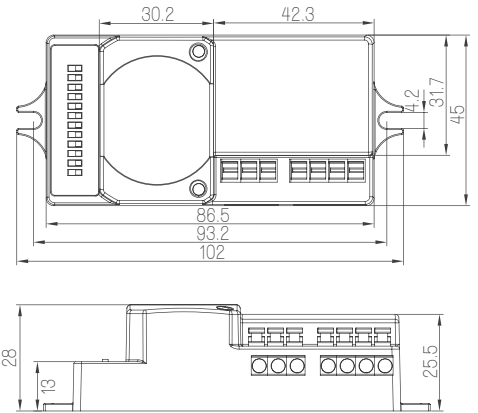
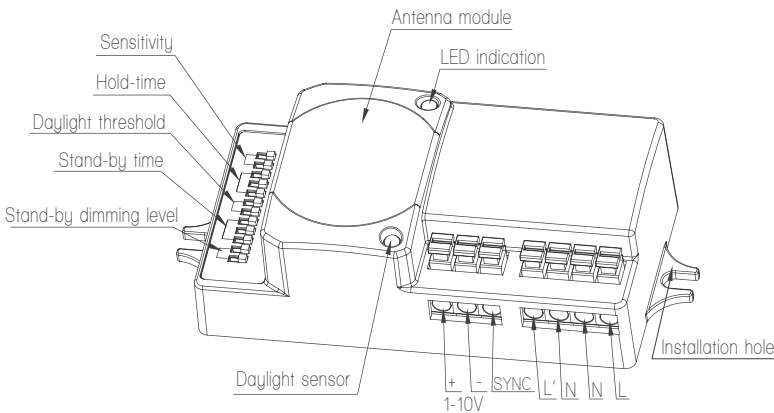
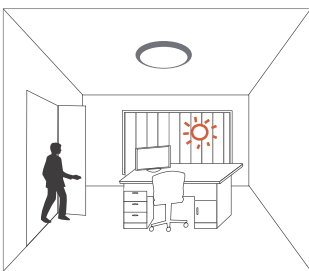


Dimmable Detector with Synchronized Control

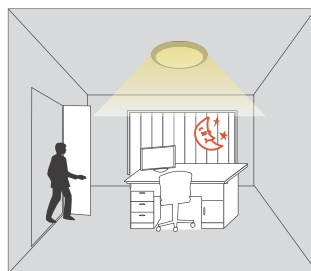
Model: UC19



Product Feature	<p>Step-dim function</p> <p>The motion detector can turn on the light based on movement. With this detector built in, light is automatically on when needed and dimmed to preset level before it is totally off.</p>
------------------------	---



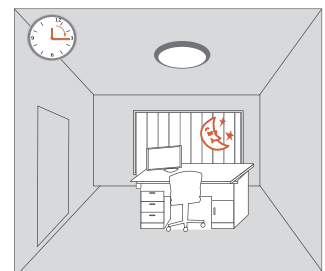
The light keeps off during daytime even when movement is detected. (Ambient lux level is above preset daylight threshold)



With movement and insufficient ambient lux level, the light is triggered on by the detector.



If there is no more movement, the light dims to stand-by dimming level after hold-time.



The light turns off automatically after stand-by time.

Function

Synchronized control

Multiple detectors can control the same group of lights. No matter which one detects movement, all lights connected will turn on. Ideal for places such as corridor, show room and meeting room where there are more than one entrances.

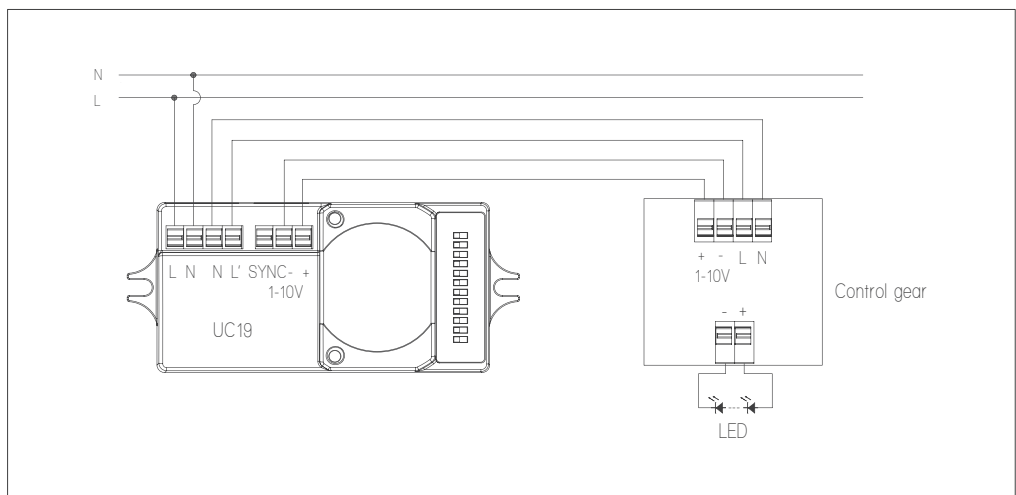
Zero-cross relay operation

To protect the relay against the inrush current, control software switches AC load right at the zero-cross points when minimal current flows across the relay.

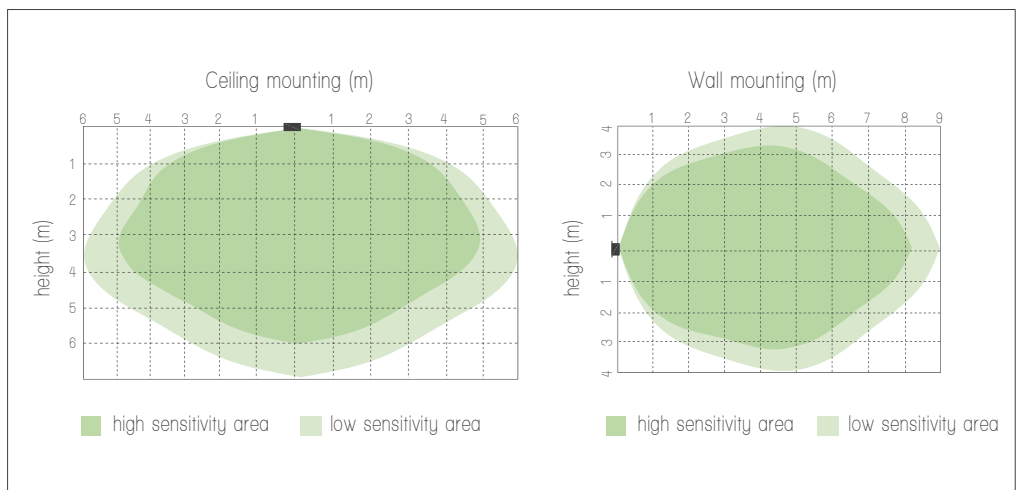
Wire loop-in and loop-out

The detector is thoughtfully designed with fast connects for power in and power out to load. Easy to assemble.

Wiring



Detection pattern




Settings

1. Sensitivity

Sensitivity can be adjusted by selecting the combination on the DIP switches for different applications.

- I – 100%
- II – 75%
- III – 50%
- IV – 10%




	1	2	
I	●	●	100%
II	●	○	75%
III	○	●	50%
IV	○	○	10%

2. Hold-time

Hold-time refers to the time period that the light remains 100% on if no more movement is detected.

- I – 5s
- II – 30s
- III – 1min
- IV – 5min
- V – 10min
- VI – 20min
- VII – 30min




	1	2	3	
I	●	●	●	5s
II	●	●	○	30s
III	●	○	○	1min
IV	●	○	○	5min
V	○	●	●	10min
VI	○	●	○	20min
VII	○	○	○	30min

3. Daylight threshold

Different daylight threshold can be preset on DIP switches. Light will always turn on upon movement if daylight sensor is disabled.

- I – Disable
- II – 50Lux
- III – 10Lux
- IV – 2Lux




	1	2	
I	●	○	Disable
II	●	●	50Lux
III	○	●	10Lux
IV	○	○	2Lux

4. Stand-by time

This is the time period that the light remains at a low level before it is completely turned off.

- I – 0s
- II – 10s
- III – 1min
- IV – 5min
- V – 10min
- VI – 30min
- VII – 1h
- VIII – +∞




	1	2	3	
I	●	●	●	0s
II	●	●	○	10s
III	●	○	○	1min
IV	●	○	○	5min
V	○	●	○	10min
VI	○	●	○	30min
VII	○	○	●	1h
VIII	○	○	○	+∞

5. Stand-by dimming level

Light can be dimmed to different levels after hold-time.

- I – 10%
- II – 20%
- III – 30%
- IV – 50%



	1	2	
I	●	●	10%
II	●	○	20%
III	○	●	30%
IV	○	○	50%

Specification

Operating voltage	220 ~ 240 VAC 50/60Hz
Rated load	Max.800W(capacitive)
Stand-by power	<1W
Sensitivity	10% / 50% / 75% / 100%
Hold-time	5s / 30s / 1min / 5min / 10min / 20min / 30min
Stand-by time	0s / 10s / 1min / 5min / 10min / 30min / 1h / +∞
Stand-by dim level	10% / 20% / 30% / 50%
Daylight sensor	2 ~ 50lux, disable
Microwave frequency	5.8 GHz +/- 75MHz
Transmitting power	<0.2mW
Detection range	Max (diameter x height): 12m x 6m
Detection angle	30° ~ 150°
Working temperature	-35°C ~ +70°C
IP rating	IP20
Certificate	Semko, CB, CE, RCM, RED